Square Undermount

SERIES ISSWT 120 -160

ErP Energy Class C

Vertical single coil storage indirect cylinders are designed to be combined with any wall-hung boiler for the production of large quantities of hot water despite space restrictions. The rectangular shape can be fitted as an undermount indirect cylinder. The coloured PVC coating enhances its appearance and protects it against possible damage during assembly and normal use. In addition, the product is designed so that it can be completely dismantled for recycling and/or the disposal of its components. Ideal for domestic use.

- **Storage tank of steel, glass-lined with "Blue Glass 4753" flow-coating method at 850°C WRAS (BS6920-1) and KTW-BWGL approved according to UBA specifications (German Environmental Agency)**
- Ø 84 mm top inspection flange complete with counter-flange and probe sheath (Tr)
- Corrosion-proof magnesium anode
- Drain tap allows quick and easy drainage
- Adjustable feet for floor standing
- Hydraulic fittings installed in the upper part to facilitate the connection with a wall-hung boiler
- Self-extinguishing and very thick high-density (EPS) polystyrene shell
- External soft plastic coating (PVC), white RAL 9010
- Stored water temperature indicator
- Lowered coil for the maximum heat exchange process and to reduce the formation of limescale

WARRANTY:

- **5 YEARS** ON THE TANK
- **2 YEARS** ON THE OTHER COMPONENTS

WRAS

TECHNICAL DATA		ISSWT	
	Size	120	160
	Code	171936	171937
Capacity	l	117	155
Heat exchange surface	m²	1,15	1,20
Primary power (ΔT 35 K)*	kW	32	32
D.H.W. production (ΔT 35 K)*	l/h	780	780
Heating time (ΔT 50 K)*	min	10	13
Flow resistance	mbar	170	172
Primary flow rate	m³/h	2,0	2,0
Insulation thickness (EPS)	mm	>30	>30
ErP Energy Class	ErP	C	C
ErP Heat Loss Watt	W/h	70	76
Max. operating temperature	°C	95	95
Max. operating pressure [1/2]	MPa	0,6/1,2	0,6/1,2
Net weight	kg	54	64
Hydraulic connections (WW-KW-PV-PR-Z)	Rp	¾"	¾"
Drain tap (E)	Rp	½"	½"
Dimensional values : A	mm	845	1045

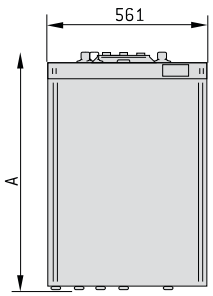

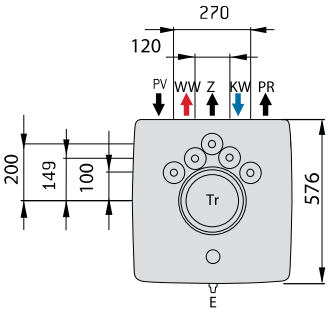
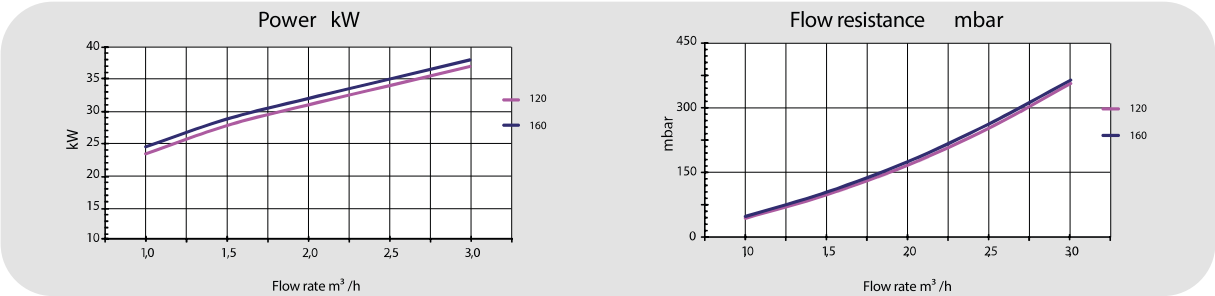
Notes: * Primary temperature 80°C / Secondary temperature 10-45°C / Primary capacity specified in the table / D.H.W = Domestic hot water
Notes: [1] Max. operating pressure, [2] Max. pressure test according to EN 12897 P.4.4.1